

# Search for single top quark production in $ep$ collisions at HERA

The H1 Collaboration

A. Aktas<sup>10</sup>, V. Andreev<sup>24</sup>, T. Anthonis<sup>4</sup>, A. Asmone<sup>31</sup>, A. Babaev<sup>23</sup>, S. Backovic<sup>35</sup>, J. Bähr<sup>35</sup>, P. Baranov<sup>24</sup>, E. Barrelet<sup>28</sup>, W. Bartel<sup>10</sup>, S. Baumgartner<sup>36</sup>, J. Becker<sup>37</sup>, M. Beckingham<sup>21</sup>, O. Behnke<sup>13</sup>, O. Behrendt<sup>7</sup>, A. Belousov<sup>24</sup>, Ch. Berger<sup>1</sup>, T. Berndt<sup>14</sup>, J.C. Bizot<sup>26</sup>, J. Böhme<sup>10</sup>, M.-O. Boenig<sup>7</sup>, V. Boudry<sup>27</sup>, J. Bracinik<sup>25</sup>, W. Braunschweig<sup>1</sup>, V. Brisson<sup>26</sup>, H.-B. Bröker<sup>2</sup>, D.P. Brown<sup>10</sup>, D. Bruncko<sup>16</sup>, F.W. Büsler<sup>11</sup>, A. Bunyatyan<sup>12,34</sup>, G. Buschhorn<sup>25</sup>, L. Bystritskaya<sup>23</sup>, A.J. Campbell<sup>10</sup>, S. Caron<sup>1</sup>, F. Cassol-Brunner<sup>22</sup>, V. Chekelian<sup>25</sup>, D. Clarke<sup>5</sup>, C. Collard<sup>4</sup>, J.G. Contreras<sup>7,41</sup>, Y.R. Coppens<sup>3</sup>, J.A. Coughlan<sup>5</sup>, M.-C. Cousinou<sup>22</sup>, B.E. Cox<sup>21</sup>, G. Cozzika<sup>9</sup>, J. Cvach<sup>29</sup>, J.B. Dainton<sup>18</sup>, W.D. Dau<sup>15</sup>, K. Daum<sup>33,39</sup>, B. Delcourt<sup>26</sup>, N. Delerue<sup>22</sup>, R. Demirchyan<sup>34</sup>, A. De Roeck<sup>10,43</sup>, E.A. De Wolf<sup>4</sup>, C. Diaconu<sup>22</sup>, J. Dingfelder<sup>13</sup>, V. Dodonov<sup>12</sup>, J.D. Dowell<sup>3</sup>, A. Dubak<sup>25</sup>, C. Duprel<sup>2</sup>, G. Eckerlin<sup>10</sup>, V. Efremenko<sup>23</sup>, S. Egli<sup>32</sup>, R. Eichler<sup>32</sup>, F. Eisele<sup>13</sup>, M. Ellerbrock<sup>13</sup>, E. Elsen<sup>10</sup>, M. Erdmann<sup>10,40</sup>, W. Erdmann<sup>36</sup>, P.J.W. Faulkner<sup>3</sup>, L. Favart<sup>4</sup>, A. Fedotov<sup>23</sup>, R. Felst<sup>10</sup>, J. Ferencei<sup>10</sup>, M. Fleischer<sup>10</sup>, P. Fleischmann<sup>10</sup>, Y.H. Fleming<sup>3</sup>, G. Flucke<sup>10</sup>, G. Flügge<sup>2</sup>, A. Fomenko<sup>24</sup>, I. Foresti<sup>37</sup>, J. Formánek<sup>30</sup>, G. Franke<sup>10</sup>, G. Frising<sup>1</sup>, E. Gabathuler<sup>18</sup>, K. Gabathuler<sup>32</sup>, J. Garvey<sup>3</sup>, J. Gassner<sup>32</sup>, J. Gayler<sup>10</sup>, R. Gerhards<sup>10</sup>, C. Gerlich<sup>13</sup>, S. Ghazaryan<sup>34</sup>, L. Goerlich<sup>6</sup>, N. Gogitidze<sup>24</sup>, S. Gorbounov<sup>35</sup>, C. Grab<sup>36</sup>, V. Grabski<sup>34</sup>, H. Grässler<sup>2</sup>, T. Greenshaw<sup>18</sup>, M. Gregori<sup>19</sup>, G. Grindhammer<sup>25</sup>, D. Haidt<sup>10</sup>, L. Hajduk<sup>6</sup>, J. Haller<sup>13</sup>, G. Heinzlmann<sup>11</sup>, R.C.W. Henderson<sup>17</sup>, H. Henschel<sup>35</sup>, O. Henshaw<sup>3</sup>, R. Heremans<sup>4</sup>, G. Herrera<sup>7,44</sup>, I. Herynek<sup>29</sup>, M. Hildebrandt<sup>37</sup>, K.H. Hiller<sup>35</sup>, J. Hladký<sup>29</sup>, P. Höting<sup>2</sup>, D. Hoffmann<sup>22</sup>, R. Horisberger<sup>32</sup>, A. Hovhannisyan<sup>34</sup>, M. Ibbotson<sup>21</sup>, M. Jacquet<sup>26</sup>, L. Janauschek<sup>25</sup>, X. Janssen<sup>4</sup>, V. Jemanov<sup>11</sup>, L. Jönsson<sup>20</sup>, C. Johnson<sup>3</sup>, D.P. Johnson<sup>4</sup>, H. Jung<sup>20,10</sup>, D. Kant<sup>19</sup>, M. Kapichine<sup>8</sup>, M. Karlsson<sup>20</sup>, J. Katzy<sup>10</sup>, F. Keil<sup>14</sup>, N. Keller<sup>37</sup>, J. Kennedy<sup>18</sup>, I.R. Kenyon<sup>3</sup>, C. Kiesling<sup>25</sup>, M. Klein<sup>35</sup>, C. Kleinwort<sup>10</sup>, T. Kluge<sup>1</sup>, G. Knies<sup>10</sup>, B. Koblitz<sup>25</sup>, S.D. Kolya<sup>21</sup>, V. Korbel<sup>10</sup>, P. Kostka<sup>35</sup>, R. Koutouev<sup>12</sup>, A. Kropivnitskaya<sup>23</sup>, J. Kroseberg<sup>37</sup>, J. Kueckens<sup>10</sup>, T. Kuhr<sup>10</sup>, M.P.J. Landon<sup>19</sup>, W. Lange<sup>35</sup>, T. Laštovička<sup>35,30</sup>, P. Laycock<sup>18</sup>, A. Lebedev<sup>24</sup>, B. Leibfner<sup>1</sup>, R. Lemrani<sup>10</sup>, V. Lendermann<sup>10</sup>, S. Levonian<sup>10</sup>, B. List<sup>36</sup>, E. Lobodzinska<sup>10,6</sup>, N. Loktionova<sup>24</sup>, R. Lopez-Fernandez<sup>10</sup>, V. Lubimov<sup>23</sup>, H. Lueders<sup>11</sup>, S. Lüders<sup>37</sup>, D. Lüke<sup>7,10</sup>, L. Lytkin<sup>12</sup>, A. Makankine<sup>8</sup>, N. Malden<sup>21</sup>, E. Malinowski<sup>24</sup>, S. Mangano<sup>36</sup>, P. Marage<sup>4</sup>, J. Marks<sup>13</sup>, R. Marshall<sup>21</sup>, H.-U. Martyn<sup>1</sup>, J. Martyniak<sup>6</sup>, S.J. Maxfield<sup>18</sup>, D. Meer<sup>36</sup>, A. Mehta<sup>18</sup>, K. Meier<sup>14</sup>, A.B. Meyer<sup>11</sup>, H. Meyer<sup>33</sup>, J. Meyer<sup>10</sup>, S. Michine<sup>24</sup>, S. Mikocki<sup>6</sup>, D. Milstead<sup>18</sup>, F. Moreau<sup>27</sup>, A. Morozov<sup>8</sup>, J.V. Morris<sup>5</sup>, K. Müller<sup>37</sup>, P. Murín<sup>16,42</sup>, V. Nagovizin<sup>23</sup>, B. Naroska<sup>11</sup>, J. Naumann<sup>7</sup>, Th. Naumann<sup>35</sup>, P.R. Newman<sup>3</sup>, F. Niebergall<sup>11</sup>, C. Niebuhr<sup>10</sup>, D. Nikitin<sup>8</sup>, G. Nowak<sup>6</sup>, M. Nozicka<sup>30</sup>, B. Olivier<sup>10</sup>, J.E. Olsson<sup>10</sup>, D. Ozerov<sup>23</sup>, C. Pascaud<sup>26</sup>, G.D. Patel<sup>18</sup>, M. Peez<sup>22</sup>, E. Perez<sup>9</sup>, A. Petrukhin<sup>35</sup>, D. Pitzl<sup>10</sup>, R. Pöschl<sup>26</sup>, B. Povh<sup>12</sup>, N. Raicevic<sup>35</sup>, J. Rauschenberger<sup>11</sup>, P. Reimer<sup>29</sup>, B. Reisert<sup>25</sup>, C. Risler<sup>25</sup>, E. Rizvi<sup>3</sup>, P. Robmann<sup>37</sup>, R. Roosen<sup>4</sup>, A. Rostovtsev<sup>23</sup>, S. Rusakov<sup>24</sup>, K. Rybicki<sup>6,†</sup>, D.P.C. Sankey<sup>5</sup>, E. Sauvan<sup>22</sup>, S. Schätzel<sup>13</sup>, J. Scheins<sup>10</sup>, F.-P. Schilling<sup>10</sup>, P. Schleper<sup>10</sup>, D. Schmidt<sup>33</sup>, S. Schmidt<sup>25</sup>, S. Schmitt<sup>37</sup>, M. Schneider<sup>22</sup>, L. Schoeffel<sup>9</sup>, A. Schöning<sup>36</sup>, V. Schröder<sup>10</sup>, H.-C. Schultz-Coulon<sup>7</sup>, C. Schwanenberger<sup>10</sup>, K. Sedláč<sup>29</sup>, F. Sefkow<sup>10</sup>, I. Sheviakov<sup>24</sup>, L.N. Shtarkov<sup>24</sup>, Y. Sirois<sup>27</sup>, T. Sloan<sup>17</sup>, P. Smirnov<sup>24</sup>, Y. Soloviev<sup>24</sup>, D. South<sup>21</sup>, V. Spaskov<sup>8</sup>, A. Specka<sup>27</sup>, H. Spitzer<sup>11</sup>, R. Stamen<sup>10</sup>, B. Stella<sup>31</sup>, J. Stiewe<sup>14</sup>, I. Strauch<sup>10</sup>, U. Straumann<sup>37</sup>, G. Thompson<sup>19</sup>, P.D. Thompson<sup>3</sup>, F. Tomasz<sup>14</sup>, D. Traynor<sup>19</sup>, P. Truöl<sup>37</sup>, G. Tsipolitis<sup>10,38</sup>, I. Tsurin<sup>35</sup>, J. Turnau<sup>6</sup>, J.E. Turney<sup>19</sup>, E. Tzamariudaki<sup>25</sup>, A. Uraev<sup>23</sup>, M. Urban<sup>37</sup>, A. Usik<sup>24</sup>, S. Valkár<sup>30</sup>, A. Valkárová<sup>30</sup>, C. Vallée<sup>22</sup>, P. Van Mechelen<sup>4</sup>, A. Vargas Trevino<sup>7</sup>, S. Vassiliev<sup>8</sup>, Y. Vazdik<sup>24</sup>, C. Veelken<sup>18</sup>, A. Vest<sup>1</sup>, A. Vichnevski<sup>8</sup>, V. Volchinski<sup>34</sup>, K. Wacker<sup>7</sup>, J. Wagner<sup>10</sup>, B. Waugh<sup>21</sup>, G. Weber<sup>11</sup>, R. Weber<sup>36</sup>, D. Wegener<sup>7</sup>, C. Werner<sup>13</sup>, N. Werner<sup>37</sup>, M. Wessels<sup>1</sup>, B. Wessling<sup>11</sup>, M. Winde<sup>35</sup>, G.-G. Winter<sup>10</sup>, Ch. Wissing<sup>7</sup>, E.-E. Woehrling<sup>3</sup>, E. Wünsch<sup>10</sup>, J. Žáček<sup>30</sup>, J. Zálešák<sup>30</sup>, Z. Zhang<sup>26</sup>, A. Zhokin<sup>23</sup>, F. Zomer<sup>26</sup>, M. zur Nedden<sup>25</sup>

<sup>1</sup> I. Physikalisches Institut der RWTH, Aachen, Germany<sup>a</sup>

<sup>2</sup> III. Physikalisches Institut der RWTH, Aachen, Germany<sup>a</sup>

<sup>3</sup> School of Physics and Space Research, University of Birmingham, Birmingham, UK<sup>b</sup>

<sup>4</sup> Inter-University Institute for High Energies ULB-VUB, Brussels; Universiteit Antwerpen (UIA), Antwerpen; Belgium<sup>c</sup>

<sup>5</sup> Rutherford Appleton Laboratory, Chilton, Didcot, UK<sup>b</sup>

<sup>6</sup> Institute for Nuclear Physics, Cracow, Poland<sup>d</sup>

<sup>7</sup> Institut für Physik, Universität Dortmund, Dortmund, Germany<sup>a</sup>

<sup>8</sup> Joint Institute for Nuclear Research, Dubna, Russia

<sup>9</sup> CEA, DSM/DAPNIA, CE-Saclay, Gif-sur-Yvette, France

<sup>10</sup> DESY, Hamburg, Germany

- <sup>11</sup> Institut für Experimentalphysik, Universität Hamburg, Hamburg, Germany<sup>a</sup>  
<sup>12</sup> Max-Planck-Institut für Kernphysik, Heidelberg, Germany  
<sup>13</sup> Physikalisches Institut, Universität Heidelberg, Heidelberg, Germany<sup>a</sup>  
<sup>14</sup> Kirchhoff-Institut für Physik, Universität Heidelberg, Heidelberg, Germany<sup>a</sup>  
<sup>15</sup> Institut für experimentelle und Angewandte Physik, Universität Kiel, Kiel, Germany  
<sup>16</sup> Institute of Experimental Physics, Slovak Academy of Sciences, Košice, Slovak Republic<sup>e,f</sup>  
<sup>17</sup> School of Physics and Chemistry, University of Lancaster, Lancaster, UK<sup>b</sup>  
<sup>18</sup> Department of Physics, University of Liverpool, Liverpool, UK<sup>b</sup>  
<sup>19</sup> Queen Mary and Westfield College, London, UK<sup>b</sup>  
<sup>20</sup> Physics Department, University of Lund, Lund, Sweden<sup>g</sup>  
<sup>21</sup> Physics Department, University of Manchester, Manchester, UK<sup>b</sup>  
<sup>22</sup> CPPM, CNRS/IN2P3 - Univ Mediterranee, Marseille - France  
<sup>23</sup> Institute for Theoretical and Experimental Physics, Moscow, Russia<sup>1</sup>  
<sup>24</sup> Lebedev Physical Institute, Moscow, Russia<sup>e</sup>  
<sup>25</sup> Max-Planck-Institut für Physik, München, Germany  
<sup>26</sup> LAL, Université de Paris-Sud, IN2P3-CNRS, Orsay, France  
<sup>27</sup> LPNHE, Ecole Polytechnique, IN2P3-CNRS, Palaiseau, France  
<sup>28</sup> LPNHE, Universités Paris VI and VII, IN2P3-CNRS, Paris, France  
<sup>29</sup> Institute of Physics, Academy of Sciences of the Czech Republic, Praha, Czech Republic<sup>e,i</sup>  
<sup>30</sup> Faculty of Mathematics and Physics, Charles University, Praha, Czech Republic<sup>e,i</sup>  
<sup>31</sup> Dipartimento di Fisica Università di Roma Tre and INFN Roma 3, Roma, Italy  
<sup>32</sup> Paul Scherrer Institut, Villigen, Switzerland  
<sup>33</sup> Fachbereich Physik, Bergische Universität Gesamthochschule Wuppertal, Wuppertal, Germany  
<sup>34</sup> Yerevan Physics Institute, Yerevan, Armenia  
<sup>35</sup> DESY, Zeuthen, Germany  
<sup>36</sup> Institut für Teilchenphysik, ETH, Zürich, Switzerland<sup>j</sup>  
<sup>37</sup> Physik-Institut der Universität Zürich, Zürich, Switzerland<sup>j</sup>  
<sup>38</sup> Also at Physics Department, National Technical University, Zografou Campus, 15773 Athens, Greece  
<sup>39</sup> Also at Rechenzentrum, Bergische Universität Gesamthochschule Wuppertal, Germany  
<sup>40</sup> Also at Institut für Experimentelle Kernphysik, Universität Karlsruhe, Karlsruhe, Germany  
<sup>41</sup> Also at Dept. Fis. Ap. CINVESTAV, Mérida, Yucatán, México<sup>k</sup>  
<sup>42</sup> Also at University of P.J. Šafárik, Košice, Slovak Republic  
<sup>43</sup> Also at CERN, Geneva, Switzerland  
<sup>44</sup> Also at Dept. Fis. CINVESTAV, México City, México<sup>k</sup>

Received: 16 October 2003 /

Published online: 29 January 2004 – © Springer-Verlag / Società Italiana di Fisica 2004

**Abstract.** A search for single top quark production is performed in  $e^\pm p$  collisions at HERA. The search exploits data corresponding to an integrated luminosity of  $118.3 \text{ pb}^{-1}$ . A model for the anomalous production of top quarks in a flavour changing neutral current process involving a  $t\bar{u}\gamma$  coupling is investigated. Decays of top quarks into a  $b$  quark and a  $W$  boson are considered in the leptonic and the hadronic decay channels of the  $W$ . Both a cut-based analysis and a multivariate likelihood analysis are performed to discriminate anomalous top quark production from Standard Model background processes. In the leptonic channel, 5 events are found while  $1.31 \pm 0.22$  events are expected from the Standard Model background. In the hadronic channel, no excess above the expectation for Standard Model processes is found. These observations lead to a cross section  $\sigma(ep \rightarrow etX) = 0.29^{+0.15}_{-0.14} \text{ pb}$  at  $\sqrt{s} = 319 \text{ GeV}$ . Alternatively, assuming that the observed events are due to a statistical fluctuation, upper limits of  $0.55 \text{ pb}$  on the anomalous top production cross section and of  $0.27$  on the  $t\bar{u}\gamma$  coupling  $\kappa_{t\bar{u}\gamma}$  are established at the 95% confidence level.

<sup>a</sup> Supported by the Bundesministerium für Bildung und Forschung, FRG, under contract numbers 05 H1 1GUA /1, 05 H1 1PAA /1, 05 H1 1PAB /9, 05 H1 1PEA /6, 05 H1 1VHA /7 and 05 H1 1VHB /5

<sup>b</sup> Supported by the UK Particle Physics and Astronomy Research Council, and formerly by the UK Science and Engineering Research Council

<sup>c</sup> Supported by FNRS-FWO-Vlaanderen, IISN-IKW and IWT

<sup>d</sup> Partially Supported by the Polish State Committee for Scientific Research, grant no.2P0310318 and SPUB/DESY/P03/DZ-1/99 and by the German Bundesministerium für Bildung und Forschung

<sup>e</sup> Supported by the Deutsche Forschungsgemeinschaft

<sup>f</sup> Supported by VEGA SR grant no.2/1169/2001

<sup>g</sup> Supported by the Swedish Natural Science Research Council

<sup>i</sup> Supported by the Ministry of Education of the Czech Republic under the projects INGO-LA116/2000 and LN00A006, by GAUK grant no.173/2000

<sup>j</sup> Supported by the Swiss National Science Foundation

<sup>k</sup> Supported by CONACyT

<sup>1</sup> Partially Supported by Russian Foundation for Basic Research, grant no.00-15-96584

<sup>†</sup> Deceased

## 1 Introduction

In  $ep$  collisions at the HERA collider, the production of single top quarks is kinematically possible due to the large centre-of-mass energy, which is well above the top production threshold. In the Standard Model, the dominant process for single top production at HERA is the charged current reaction  $e^+p \rightarrow \bar{\nu}t\bar{b}X$  ( $e^-p \rightarrow \nu t b X$ ). This process has a tiny cross section of less than 1 fb [1, 2] and thus Standard Model top production is negligible. However, in several extensions of the Standard Model, the top quark is predicted to undergo flavour changing neutral current (FCNC) interactions, which could lead to a sizeable top production cross section. FCNC interactions are present in models which contain an extended Higgs sector [3], Supersymmetry [4], dynamical breaking of the electroweak symmetry [5] or an additional symmetry [6]. An observation of top quarks at HERA would thus be a clear indication of physics beyond the Standard Model.

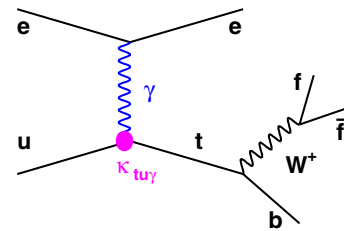
The H1 Collaboration has reported [7,8] the observation of events with energetic isolated electrons and muons together with missing transverse momentum in the positron-proton data collected between 1994 and 2000. The dominant Standard Model source is the production of real  $W$  bosons. However, some of these events have a hadronic final state with large transverse momentum, which is atypical of  $W$  production. These outstanding events may indicate a production mechanism involving processes beyond the Standard Model. One such mechanism is the production of top quarks which predominantly decay into a  $b$  quark and a  $W$  boson. The lepton and the missing transverse momentum would then be associated with a leptonic decay of the  $W$  boson ( $W \rightarrow \ell\nu$ ), while the observed high  $P_T$  hadronic final state would be produced by the fragmentation of the  $b$  quark.

In this paper we present a search for anomalous single top production using the H1 detector. The analysis uses the data collected between 1994 and 2000 corresponding to an integrated luminosity of 118.3 pb $^{-1}$ . The search covers the leptonic decay channel ( $W \rightarrow \ell\nu$ ) and the hadronic decay channel ( $W \rightarrow q\bar{q}'$ ) of the  $W$  boson that emerges from the top quark decay. Both a cut-based analysis and a multivariate likelihood analysis are performed to select top quark candidates. Another search for single top production at HERA was recently published by the ZEUS Collaboration [9].

## 2 Phenomenology of FCNC top production

A FCNC vertex involving the direct coupling of the top quark to a light quark ( $u$  or  $c$ ) and a gauge boson would lead to single top production, as illustrated in Fig. 1. The most general effective Lagrangian, proposed in [10], which describes FCNC top quark interactions involving electroweak bosons is:

$$\mathcal{L}_{\text{eff}}^{\text{FCNC}} = \sum_{U=u,c} \frac{ee_U}{2\Lambda} \kappa_{tU\gamma} \bar{t} \sigma_{\mu\nu} A^{\mu\nu} U$$



**Fig. 1.** Anomalous single top production via a flavour changing neutral current interaction at HERA, with subsequent decays  $t \rightarrow bW^+$  and  $W^+ \rightarrow f\bar{f}'$

$$+ \frac{g}{2 \cos \theta_W} \bar{t} \times \left[ \gamma_\mu (v_{tUZ} - a_{tUZ} \gamma^5) U Z^\mu + \frac{1}{2\Lambda} \kappa_{tUZ} \sigma_{\mu\nu} Z^{\mu\nu} U \right] + \text{h.c.}, \quad (1)$$

where  $\sigma_{\mu\nu} = (i/2) [\gamma^\mu, \gamma^\nu]$ ,  $\theta_W$  is the Weinberg angle,  $e$  and  $g$  are the couplings to the gauge groups with  $U(1)$  and  $SU(2)$  symmetries, respectively,  $e_U$  is the electric charge of up-type quarks,  $A^\mu$  and  $Z^\mu$  are the fields of the photon and the  $Z$  boson and  $\Lambda$  is the scale up to which the effective theory is assumed to be valid. The tensors  $A^{\mu\nu}$  and  $Z^{\mu\nu}$  are the field strength tensors of the photon and  $Z$  boson fields. By convention  $\Lambda$  is set equal to the top mass in the following. Because gauge invariance is required, only magnetic operators allow FCNC couplings of the top quark to a photon and an up-type quark  $U = u, c$ , denoted by  $\kappa_{tU\gamma}$ , while the non-vanishing  $Z$  mass allows both the magnetic coupling  $\kappa_{tUZ}$  and the vector and axial vector couplings to a  $Z$  boson and an up-type quark, denoted by  $v_{tUZ}$  and  $a_{tUZ}$ .

In  $ep$ -collisions, due to the large  $Z$  mass, the contribution of the  $Z$  boson and the  $\gamma - Z$  interference are highly suppressed. Single top production is thus dominated by the  $t$ -channel exchange of a photon. Therefore  $Z$ -exchange is neglected in this analysis and only the  $\kappa_{tU\gamma}$  couplings are considered.

In the Standard Model FCNC processes can only arise via higher order corrections and are strongly suppressed. The possibility of anomalous single top production at HERA was first investigated in [6], where a model was built in which  $\kappa_{tq\gamma} \propto m_q^2$  and therefore only the  $tc\gamma$  coupling was relevant. In order to cover a large range of possible underlying theories, the model described by (1) allows both couplings  $\kappa_{tc\gamma}$  and  $\kappa_{tu\gamma}$  to be present and independent of each other. The sensitivity of HERA is much larger to the coupling  $\kappa_{tu\gamma}$  than to  $\kappa_{tc\gamma}$  since the  $u$ -quark density in the proton is much larger than the  $c$ -quark density at the high Bjorken  $x$  values needed to produce top quarks. In the analysis presented in this paper only the coupling  $\kappa_{tu\gamma}$  to the  $u$ -quark is considered.

Compared with the production of top quarks in a  $\gamma$ - $u$  fusion process, the corresponding charge conjugate anti-top quark production in a  $\gamma$ - $\bar{u}$  fusion process involving sea quarks is suppressed by a factor of  $\sim 80$ . It is not considered in this analysis.

The simulation of the anomalous single top signal relies on an event generator (ANOTOP), which uses the leading order (LO) matrix elements of the complete  $e+q \rightarrow e+t \rightarrow e+b+W \rightarrow e+b+f+\bar{f}'$  process as obtained from the CompHEP [11] program. The BASES/SPRING [12] package is used to perform the numerical integration of the amplitudes and to generate events according to the resulting differential cross section. The parton shower approach [13], which relies on the leading logarithmic DGLAP [14] evolution equations, is used to simulate QCD corrections in the initial and final states. The MRST LO parton densities are used for the proton [15]. The parton densities are evaluated at the top mass scale. The nominal top mass is set to 175 GeV. A variation of the top mass by +5 GeV (−5 GeV) induces a cross section variation of −20% (+25%). The cross section calculation for anomalous single top production has recently been improved by including next-to-leading order (NLO) QCD corrections [16]. The uncertainty related to the choice of the renormalisation and factorisation scales is reduced to about 5%. These NLO QCD corrections increase the cross section by about 17% and are taken into account as an overall correction factor to the LO calculation for the results derived in this analysis.

### 3 Standard model background processes

Signatures of single top production are searched for in the leptonic and hadronic decay channels of the  $W$  boson that emerges from the top quark decay. The relevant final state topology for the leptonic channel is an isolated lepton with high transverse momentum, at least one jet and missing transverse momentum. For the hadronic channel, the signature is three or more jets with high transverse momenta. The Standard Model processes that produce events with similar topologies and thus constitute the background for the present analysis are outlined below. Due to its small cross section, Standard Model top production is not considered in this analysis.

The Standard Model processes that produce background to the leptonic channel were investigated in detail in the context of the isolated electron and muon analyses published by the H1 Collaboration in [8] and are only briefly described here. The main contribution is the production of  $W$  bosons with subsequent leptonic decay of the  $W$ . The production of the electroweak vector bosons  $W^\pm$  is modelled using the EPVEC [17] generator. The NLO QCD corrections to  $W$  production [18] are taken into account by weighting the events as a function of the rapidity and transverse momentum of the  $W$  boson [19]. Other processes can contribute to the investigated final state through misidentification of photons or hadrons as leptons or through fake missing transverse momentum due to measurement fluctuations. Processes with a genuine lepton but possible fake missing transverse momentum are lepton pair production and neutral current (NC) deep inelastic scattering. The contribution from lepton pair production, dominated by two-photon processes where one of the two produced leptons is not detected, is calculated with the GRAPE [20]

generator. The background contribution from NC deep inelastic scattering is estimated using the RAPGAP [21] generator. In charged current (CC) deep inelastic scattering, the missing transverse momentum is genuine, but a hadron or a photon from the final state may be falsely identified as a lepton. This background contribution is calculated using the DJANGO [22] program.

For the hadronic channel the production of multi-jet events in photoproduction and NC deep inelastic scattering are the most important Standard Model backgrounds. The RAPGAP [21] generator is used to model multi-jet production in NC deep inelastic scattering for virtualities of the exchanged photon  $Q^2 > 4 \text{ GeV}^2$ . Multi-jet events with photon virtualities  $Q^2 < 4 \text{ GeV}^2$  are generated with the PYTHIA Monte Carlo program [23]. Both generators rely on first order QCD matrix elements and use leading-log parton showers and string fragmentation [13]. Both light and heavy quark flavours are generated. The GRV LO (GRV-G LO) parton densities [24] in the proton (photon) are used. The production of  $W$  bosons and their hadronic decay are simulated using the EPVEC generator. This contribution is negligible in the present analysis.

All generated events are passed through the full GEANT [25] based simulation of the H1 apparatus and are reconstructed using the same program chain as for the data.

### 4 Experimental conditions

The analysis is based on  $e^\pm p$  collisions recorded by the H1 experiment between 1994 and 2000. At HERA electrons or positrons with an energy  $E_e$  of 27.6 GeV collide with protons at an energy of 920 GeV, giving a centre-of-mass energy of  $\sqrt{s} = 319 \text{ GeV}$ . Up to 1997 the proton energy was 820 GeV, giving  $\sqrt{s} = 301 \text{ GeV}$ . The data correspond to an integrated luminosity of  $37.0 \text{ pb}^{-1}$  in  $e^+p$  scattering at  $\sqrt{s} = 301 \text{ GeV}$  ( $\mathcal{L}_{301} = 37.0 \text{ pb}^{-1}$ ), together with  $13.6 \text{ pb}^{-1}$  in  $e^-p$  scattering and  $67.7 \text{ pb}^{-1}$  in  $e^+p$  scattering at  $\sqrt{s} = 319 \text{ GeV}$  ( $\mathcal{L}_{319} = 81.3 \text{ pb}^{-1}$ ).

A detailed description of the H1 detector can be found in [26]. Only those components essential for this analysis are briefly described here. The right handed Cartesian coordinate system used in the following has its origin at the nominal primary  $ep$  interaction vertex. The proton direction defines the  $z$  axis. The polar angle,  $\theta$ , and transverse momenta,  $P_T$ , are defined with respect to this axis. The region  $\theta < 90^\circ$  is referred to as the “forward” region. The pseudorapidity is defined as  $\eta = -\ln(\tan \frac{\theta}{2})$ .

The inner tracking system contains the central ( $25^\circ < \theta < 155^\circ$ ) and forward ( $7^\circ < \theta < 25^\circ$ ) drift chambers. It is used to measure the trajectories of charged particles and to determine the position of the interaction vertex. Particle transverse momenta are determined from the curvature of the trajectories in a solenoidal magnetic field of 1.15 Tesla.

Hadronic final state particles as well as electrons and photons are absorbed in the highly segmented liquid argon calorimeter [27] ( $4^\circ < \theta < 154^\circ$ ), which is 5 to 8 hadronic interaction lengths deep depending on the polar angle. It

includes an electromagnetic section which is 20 to 30 radiation lengths deep. Electromagnetic shower energies are measured with a precision of  $\sigma(E)/E = 12\%/\sqrt{E/\text{GeV}} \oplus 1\%$ , hadronic shower energies with  $\sigma(E)/E = 50\%/\sqrt{E/\text{GeV}} \oplus 2\%$ , as determined in test beam measurements [28]. In the backward region ( $153^\circ < \theta < 178^\circ$ ), the liquid argon calorimeter was complemented by a lead-scintillator backward electromagnetic calorimeter (BEMC) before 1995 and by a lead-scintillating fibre spaghetti calorimeter (SPACAL) [29] since 1995.

The calorimeter is contained within a superconducting coil and an iron return yoke, instrumented with streamer tubes, which is used as a muon detector and covers the range  $4^\circ < \theta < 171^\circ$ . Tracks of penetrating particles, such as muons, are reconstructed from their hit pattern in the streamer tubes and are detected with an efficiency of above 90%. The instrumented iron also serves as a backing calorimeter to measure the energies of hadrons that are not fully absorbed in the liquid argon calorimeter.

In the forward direction, muons are also detected in the forward muon system, a set of drift chambers covering the range  $3^\circ < \theta < 17^\circ$ . This detector measures the muon track momenta from their curvature in a magnetic field provided by a toroidal iron magnet.

The trigger conditions for interactions leading to high transverse energy in the final state, as expected for top quark production, are mainly based on liquid argon calorimeter signals. Events in the leptonic channel are triggered by their calorimetric missing transverse momentum. The trigger efficiency is 50% (85%) for events with a missing transverse momentum above 12 GeV (25 GeV). Events containing an electron with an energy of at least 10 GeV are triggered via the energy deposition in the electromagnetic calorimeter with an efficiency larger than 95%. Events with muons may also be triggered by a set of triggers based on signals consistent with a minimum ionising particle in the muon system in coincidence with tracks in the inner tracking system. In the hadronic channel, the triggering of events with three or more high  $P_T$  jets is based on the scalar sum of the transverse energy deposited in the liquid argon calorimeter. For events containing three jets with transverse momenta above 25 GeV, 20 GeV and 15 GeV respectively, the trigger efficiency is close to 100%.

## 5 Search for single top production in the leptonic channel

The decay cascade  $t \rightarrow bW \rightarrow b\ell\nu$  yields events with a lepton, missing momentum and a jet. The search for top quarks starts with the selection of events containing a high  $P_T$  lepton and missing transverse momentum. In these events kinematic reconstruction of potential top quark decays is performed yielding a preselected data sample which serves as the basis for the final selection of top quark candidates. To discriminate single top production from Standard Model background processes, observables characteristic of top quark decays are used in a cut-based top selection and later in a multivariate likelihood analysis.

### 5.1 Events with isolated leptons and missing transverse momentum

The search for top quark decays in the leptonic channel is based on the selection of events with high  $P_T$  leptons and missing transverse momentum described in [8]. Further details on this analysis can be found in [30,31]. The selection yields a sample of candidates for leptonic  $W$  boson decays. The following variables are used to characterise the events.

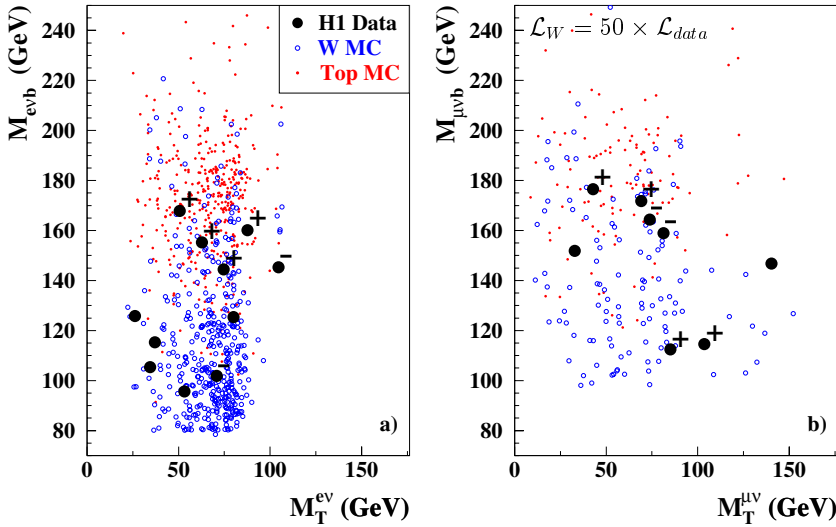
- $P_T^\ell$ : the transverse momentum of the lepton. Electron transverse momenta are calculated using calorimetric information together with vertex information from the trackers. Muon transverse momenta are measured from the curvature of the charged track detected in the central tracker or in the forward muon detector.
- $\theta^\ell$ : the polar angle of the lepton.
- Charge of the lepton: The charge is measured from the track associated with the lepton. It is considered to be determined if the signed curvature of the track is different from zero with a measurement accuracy of better than two standard deviations. For less accurate measurements the lepton charge is labelled as “undefined”.
- $P_T^{\text{miss}}$ : the total missing transverse momentum reconstructed from all observed final state particles.
- $P_T^X$ : the transverse momentum of the hadronic final state. The hadronic final state, denoted by  $X$ , is reconstructed by combining energy deposits in the calorimeter and charged tracks as described in [32]. It does not include the energy deposited by any identified leptons in the event.

The main selection criteria are the requirement that there be an electron or muon with high transverse momentum  $P_T^\ell > 10$  GeV in the polar angle range  $5^\circ < \theta^\ell < 140^\circ$  and large missing transverse momentum  $P_T^{\text{miss}} > 12$  GeV as a signature of the undetected neutrino from the  $W$  decay. The lepton is required to be isolated from neighbouring tracks or jets. The distance  $D_{\text{track}}$  in pseudorapidity-azimuth ( $\eta$ - $\phi$ ) space of the closest track from the lepton is required to be  $> 0.5$  and that of the nearest jet,  $D_{\text{jet}}$ , to be  $> 1.0$ . In the muon channel, an additional cut on the transverse momentum of the hadronic final state,  $P_T^X > 12$  GeV, is applied. Further selection criteria are applied to suppress processes where leptons are faked or missing transverse momentum is induced by measurement fluctuations, as discussed in detail in [8].

In the full  $e^\pm p$  data sample, 19 events [8] are selected, compared with a Standard Model prediction of  $14.5 \pm 2.0$ , where the latter is dominated by  $W$  production ( $10.7 \pm 1.8$ ). One of the 19 events was observed in  $e^-p$  collisions.

### 5.2 Kinematic reconstruction of the top quark decay

In order to calculate the kinematics of a top quark decay, a reliable reconstruction of both the  $b$  quark and the neutrino from the  $W$  decay is necessary.



**Fig. 2a,b.** The invariant mass  $M_{\ell\nu b}$  plotted against the lepton-neutrino transverse mass  $M_T^{\ell\nu}$  for the isolated electron **a** and muon **b** events after the neutrino reconstruction. The data events (points) are compared with simulated top events produced via FCNC interactions (small points, arbitrary normalisation) and events from Standard Model  $W$  production (open circles) corresponding to 50 times the integrated luminosity of the data. For each data event the lepton charge is indicated, if it is determined with a measurement accuracy of better than two standard deviations

### Reconstruction of the $b$ quark

In most cases the  $b$  quark manifests itself as a single high  $P_T$  jet in the detector. However, gluon radiation from the  $b$  quark can lead to final states with more than one jet. Therefore the  $b$  quark momentum is reconstructed as the sum of the momenta of all jets found in the event. Jets are identified using an inclusive  $k_T$  algorithm [33] with a minimum jet transverse momentum of 4 GeV. The sum of all jets gives a better approximation to the  $b$  quark momentum than the full hadronic final state  $X$ , since it is less sensitive to particles originating from the proton remnant.

### Reconstruction of the neutrino

The transverse momentum vector of the neutrino corresponds to the vector of the total missing transverse momentum:  $\mathbf{P}_T^\nu = \mathbf{P}_T^{\text{miss}}$ . Concerning the longitudinal momentum of the neutrino, two cases are treated separately.

- *Tagged events:* the scattered beam electron is detected in one of the calorimeters. This is expected to be the case for 30% of single top events. In the electron channel the scattered beam electron is assumed to be the one with the lower transverse momentum, which according to the simulation is the correct choice in 95% of top events. From energy and longitudinal momentum balance we obtain

$$(E - P_z)^\nu = 2E_e - (E - P_z)^{\text{leptons}} - (E - P_z)^X. \quad (2)$$

- *Untagged events:* the scattered beam electron is lost in the beam pipe and therefore its longitudinal momentum is unknown. In this case a constraint is applied on the invariant mass of the lepton and the neutrino from the  $W$  decay:

$$\begin{aligned} M_{\ell\nu} &= \sqrt{P_\ell^2 + P_\nu^2 + 2P_\ell P_\nu} \approx \sqrt{2P_\ell P_\nu} = M_W \\ &= 80.42 \text{ GeV} \quad [34], \end{aligned} \quad (3)$$

where  $P_\ell$  and  $P_\nu$  denote the four-vectors of the lepton and the neutrino, respectively. The constraint on the  $W$  mass generally yields two possible solutions for  $(E - P_z)^\nu$ . If two solutions for the neutrino kinematics exist, one solution corresponds to a backward neutrino with  $\theta_\ell < \theta_\nu$ , where  $\theta_\nu$  is the neutrino polar angle, while the other solution corresponds to a forward neutrino with  $\theta_\ell > \theta_\nu$ . The solution which is most likely according to the model for anomalous top production is chosen. It is found that in top quark decays where the charged lepton is observed at small polar angles ( $\theta_\ell < 18^\circ$ ) the backward neutrino solution is favoured, while for large lepton polar angles ( $\theta_\ell > 40^\circ$ ) the forward neutrino solution is favoured [35]. In the intermediate region of the polar angle neither solution is favoured. Therefore, for  $18^\circ < \theta_\ell < 40^\circ$ , the solution is selected that yields an invariant mass  $M_{\ell\nu b}$  of the system consisting of the lepton, neutrino and  $b$  candidate closest to the nominal top mass of  $m_t = 175$  GeV.

This neutrino reconstruction method is discussed in detail in [35]. It has a reconstruction efficiency of 99% (95%) for simulated top events in the electron (muon) channel. The loss of efficiency is due to the rejection of events where both solutions yield negative values for  $(E - P_z)^\nu$ . The widths from Gaussian fits of the top reconstructed mass  $M_{\ell\nu b}$  distributions obtained for simulated top decays are 13 (18) GeV for the electron (muon) channel.

The kinematics of all 19 isolated lepton events allow the reconstruction of a neutrino according to the above procedure. In Fig. 2 the invariant mass  $M_{\ell\nu b}$  of these events is plotted against the lepton-neutrino transverse mass, defined as:

$$M_T^{\ell\nu} = \sqrt{(P_T^\ell + P_T^\nu)^2 - (\mathbf{P}_T^\ell + \mathbf{P}_T^\nu)^2},$$

where  $\mathbf{P}_T^\ell$  and  $\mathbf{P}_T^\nu$  are the transverse momentum vectors of the lepton and the neutrino respectively. For each event the measured lepton charge is also indicated. Several events are situated at large masses  $M_{\ell\nu b}$  close to the top mass and have transverse masses  $M_T^{\ell\nu}$  compatible with there being a  $W$  boson in the event.

**Table 1.** Observed and predicted numbers of events for the three steps in the top preselection and for the cut-based top selection in the leptonic channel. The “W only” column gives the prediction from Standard Model  $W$  production alone. The numbers are presented for the full  $e^\pm p$  data sample corresponding to an integrated luminosity of  $118.3 \text{ pb}^{-1}$

Top preselection	Electron Channel	Data	Standard Model	$W$ only	Top efficiency
	Isolated Lepton + $P_T^{\text{miss}}$	11	$11.53 \pm 1.49$	$8.17 \pm 1.35$	47%
$\nu$ reconstruction	11	$11.06 \pm 1.43$	$7.93 \pm 1.31$	46%	
Cut on lepton charge	9	$8.40 \pm 1.06$	$5.72 \pm 0.95$	45%	
Top cut-based selection	3	$0.65 \pm 0.10$	$0.57 \pm 0.10$	36%	
Top preselection	Muon Channel	Data	Standard Model	$W$ only	Top efficiency
	Isolated Lepton + $P_T^{\text{miss}}$	8	$2.96 \pm 0.50$	$2.54 \pm 0.49$	46%
$\nu$ reconstruction	8	$2.70 \pm 0.46$	$2.38 \pm 0.46$	44%	
Cut on lepton charge	6	$1.88 \pm 0.32$	$1.67 \pm 0.32$	43%	
Top cut-based selection	2	$0.66 \pm 0.12$	$0.59 \pm 0.12$	38%	

### 5.3 Selection of top quark decays in the leptonic channel

#### Top preselection

In addition to the kinematic reconstruction of the top quark decay, the lepton charge is also exploited. The decay chain  $t \rightarrow bW^+ \rightarrow b\ell^+\nu_\ell$  produces only positively charged leptons. The production of anti-top quarks, which would yield negatively charged leptons, is strongly suppressed, as mentioned in Sect. 2. To reduce the contribution from processes other than FCNC top quark production, negatively charged leptons are therefore rejected. The “top preselection” thus consists of the following three steps:

- selection of isolated lepton events with missing transverse momentum;
- neutrino reconstruction;
- rejection of leptons with negative charge.

The preselected top sample contains 9 electron events and 6 muon events compared with an expectation from Standard Model processes of  $8.40 \pm 1.06$  and  $1.88 \pm 0.32$ , respectively. For negative lepton charges, 4 events are found while  $3.48 \pm 0.53$  are expected from Standard Model sources. The event yields, Standard Model predictions and selection efficiencies after each step of the top preselection are summarised in Table 1.

Candidates for single top event production are searched for in the preselected top sample. Both the cut-based top selection described below and the multivariate likelihood analysis described in Sect. 7 exploit kinematic observables that are characteristic for top quark decays.

#### Observables for top quark decays in the leptonic channel

The following three observables are chosen to discriminate single top production from Standard Model  $W$  production and other Standard Model processes.

1.  $P_T^b$ : the transverse momentum of the  $b$  candidate.

2.  $M_{\ell\nu b}$ : the invariant mass of the system consisting of the lepton, neutrino and  $b$  candidate, which corresponds to the top quark candidate mass.
3.  $\theta_W^\ell$ : the  $W$  decay angle – defined as the angle between the charged lepton momentum in the rest frame of the  $W$  boson and the  $W$  direction in the rest frame of the top quark.

Distributions of the observables  $P_T^b$ ,  $M_{\ell\nu b}$  and  $\cos\theta_W^\ell$  are shown in Fig. 3 for the top preselection. Also shown are the signal distributions of simulated top events with an arbitrary normalisation. An excess of events at the highest values of  $P_T^b$  is visible in both the electron and the muon channels. The masses  $M_{\ell\nu b}$  for some of the electron and muon events are compatible with the top quark mass.

#### Cut-based top selection in the leptonic channel

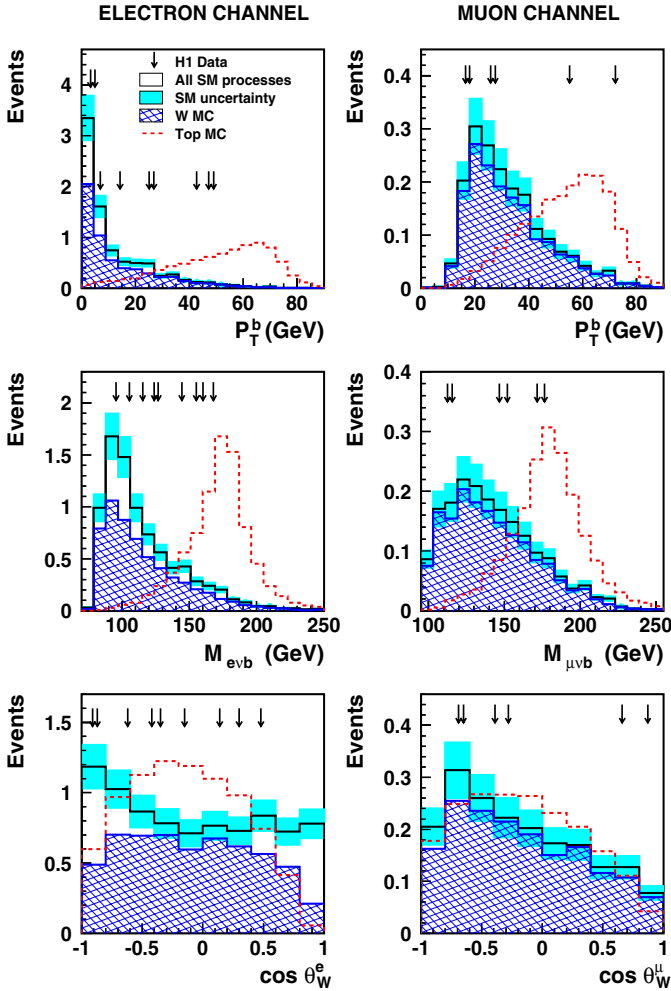
Starting from the top preselected sample, the cuts that are used to select top candidates are  $P_T^b > 30 \text{ GeV}$  and  $M_{\ell\nu b} > 140 \text{ GeV}$ . In this cut-based selection, no restriction is imposed on  $\cos\theta_W^\ell$ , since it does not yield an efficient separation of single top quark from Standard Model  $W$  production, while the contribution from other Standard Model processes is already reduced to a negligible level by the  $P_T^b$  and  $M_{\ell\nu b}$  cuts.

In this cut-based analysis, 3 electron events and 2 muon events are selected as top quark candidates in the full  $e^\pm p$  data sample. Some properties of these events are presented in Table 2. The background expectation from Standard Model processes is  $0.65 \pm 0.10$  events for the electron channel and  $0.66 \pm 0.12$  for the muon channel, as summarised in Table 1. The efficiency for simulated top events is 36% (38%) for the electron (muon) channel, taking into account the top decays where the  $W$  boson decays via  $W \rightarrow \tau \rightarrow e(\mu)$ . Combining both channels, there are 5 top quark candidates in the data for an expectation of  $1.31 \pm 0.22$  from background processes.

The systematic uncertainties on the Standard Model prediction that are relevant for the leptonic channel are described in [8]. They are dominated by the uncertainty

**Table 2.** Kinematics and lepton charges of the five top quark candidates in the leptonic channel. In one event (Run 252020 Event 30485) the scattered electron is detected and the “tagged” mass solution can be obtained for the top quark mass  $168^{+11}_{-11}$  GeV. The mass of the lepton-neutrino system of this event is measured to be  $M_{\ell\nu} = 79^{+12}_{-12}$  GeV

Run	Event	Lepton type	Charge	$P_T^b$	$M_{\ell\nu b}$	$M_T^{\ell\nu}$
				(GeV)	(GeV)	(GeV)
248207	32134	$e$	$+$ ( $15\sigma$ )	43	$155^{+7}_{-7}$	$63^{+2}_{-2}$
252020	30485	$e$	$+$ ( $40\sigma$ )	47	$168^{+8}_{-8}$	$51^{+2}_{-2}$
268338	70014	$e$	$+$ ( $5.1\sigma$ )	48	$160^{+6}_{-6}$	$88^{+2}_{-2}$
186729	702	$\mu$	$+$ ( $4.0\sigma$ )	72	$176^{+9}_{-12}$	$43^{+13}_{-22}$
266336	4126	$\mu$	$+$ ( $26\sigma$ )	55	$172^{+9}_{-10}$	$69^{+2}_{-3}$



**Fig. 3.** Distributions of the observables  $P_T^b$ ,  $M_{\ell\nu b}$  and  $\cos \theta_W^{\ell}$  for the top preselection in the electron channel (left) and the muon channel (right). In each figure the arrows indicate the measured values for the data events: 9 events in the electron channel and 6 events in the muon channel. The solid histogram corresponds to the total Standard Model expectation. The hatched histogram represents the contribution from Standard Model  $W$  production. The dashed histogram shows the distribution for simulated top events with an arbitrary normalisation

of 15% on the NLO cross section calculation for Standard Model  $W$  production [18].

## 6 Search for single top production in the hadronic channel

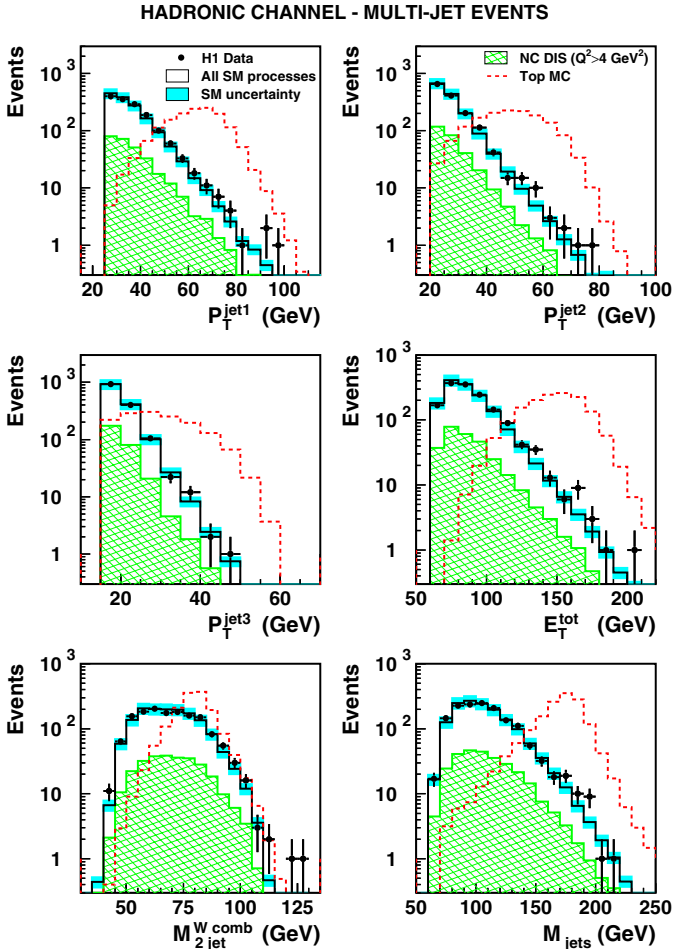
A search for single top production is also performed in the hadronic channel. The decay cascade  $t \rightarrow bW \rightarrow bq\bar{q}'$  yields events with at least three jets with high transverse momenta. The main Standard Model background is the QCD production of high  $P_T$  jets in photoproduction and neutral current deep inelastic scattering. First, a high statistics sample of multi-jet events is compared with simulations of Standard Model multi-jet production to check that the background is well understood. The search for top quarks is then performed in a multi-jet sample restricted to large transverse momenta (“top preselection”). Further details of the analysis can be found in [35].

### 6.1 Multi-jet events

Since only LO Monte Carlo simulations with leading-log parton showers are used to model QCD multi-jet production, these simulations may give only approximate descriptions of the shape and normalisation of kinematic distributions. Therefore, as a first step, the agreement in shape of the data and the simulations is studied using multi-jet events. The LO background simulations are normalized to the observed number of events in the data, to also account for the higher order QCD effects.

Jets are reconstructed using the inclusive  $k_T$  algorithm based on calorimetric energy deposits combined with well measured tracks. To ensure a reliable measurement, only jets in the pseudorapidity range  $-0.5 < \eta^{\text{jet}} < 2.5$  and with transverse momenta  $P_T^{\text{jet}} > 4$  GeV are considered. In order to remove electrons which are misidentified as jets, each jet is required to have either an electromagnetic energy fraction of less than 90% or a jet size larger than 0.1, where the jet size is defined to be the energy weighted average distance in the  $\eta$ - $\phi$  plane of the particles composing the jet from the jet axis.





**Fig. 4.** Distributions of the multi-jet events with  $P_T^{\text{jet}1} > 25$  GeV,  $P_T^{\text{jet}2} > 20$  GeV and  $P_T^{\text{jet}3} > 15$  GeV. The jet transverse momenta are shown for the three highest  $P_T$  jets, as well as the total hadronic transverse energy,  $E_T^{\text{tot}}$ , the invariant di-jet mass closest to the  $W$  mass,  $M_{2\text{jet}}^{W\text{comb}}$ , and the invariant mass of all jets,  $M_{\text{jets}}$ . The data (symbols) are compared with the Standard Model simulations (histograms) after application of the normalisation factors of 1.29 (1.40) for PYTHIA (RAPGAP). The expectation from Standard Model processes is dominated by low  $Q^2$  multi-jet production. The DIS contribution for  $Q^2 > 4$  GeV<sup>2</sup> is shown as a hatched histogram. The error band represents a systematic uncertainty of 18% on the total Standard Model prediction. The expected shape of the top signal is shown as the dashed histogram with an arbitrary normalisation

Events with at least three jets with  $P_T^{\text{jet}1} > 25$  GeV,  $P_T^{\text{jet}2} > 20$  GeV and  $P_T^{\text{jet}3} > 15$  GeV are used to study the agreement between the data and the simulations. The multi-jet data sample contains 1472 events. In Fig. 4, distributions of various kinematic quantities are shown for these events and compared with the Standard Model predictions and a simulation of single top production. The transverse momenta of the three highest  $P_T$  jets, the total hadronic transverse energy ( $E_T^{\text{tot}}$ ), the di-jet invariant mass closest to the  $W$  mass ( $M_{2\text{jet}}^{W\text{comb}}$ ) and the invariant mass of all jets ( $M_{\text{jets}}$ ) show good agreement with the Standard Model simulations in shape.

The appropriate overall normalisation factors for the PYTHIA and RAPGAP simulations are determined using two complementary subsamples of the multi-jet events. One subsample contains events where no electron is identified (low  $Q^2$  sample), where the prediction is dominated by the PYTHIA simulation. The other subsample contains events with an identified electron (high  $Q^2$  sample), in which case the prediction is dominated by the RAPGAP simulation. A normalisation factor of 1.29 is applied to the event yield predicted by PYTHIA for  $Q^2 < 4$  GeV<sup>2</sup> and a factor of 1.40 is applied to RAPGAP for  $Q^2 > 4$  GeV<sup>2</sup>.

## 6.2 Selection of top quark decays in the hadronic channel

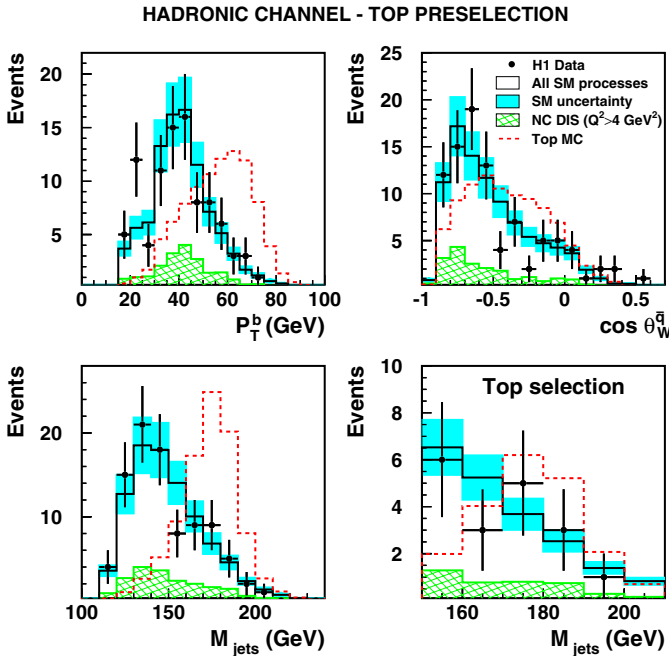
### Top preselection

The search for top quarks in the hadronic channel is performed in a sample which is further restricted to the high transverse momentum region defined by  $P_T^{\text{jet}1} > 40$  GeV,  $P_T^{\text{jet}2} > 30$  GeV and  $P_T^{\text{jet}3} > 15$  GeV. Since top quarks typically deposit a large amount of transverse energy in the detector, a cut on the total hadronic transverse energy of  $E_T^{\text{tot}} > 110$  GeV is also applied. In addition, one of the jet pairings must yield an invariant mass between 65 GeV and 95 GeV, corresponding to a window around the nominal  $W$  mass with a width of twice the mass resolution obtained for hadronic  $W$  decays. These selection criteria are referred to as the top preselection in the following. In the data 92 events are selected. After application of the normalisation factors, the expectation for Standard Model processes is  $92.4 \pm 16.6$ . The good agreement between the data and the prediction in the top preselection indicates that the normalisation factors obtained for the multi-jet sample are also valid at high transverse momenta.

### Observables for top quark decays in the hadronic channel

The observables used for the discrimination of the top signal from the QCD background are chosen in analogy to the leptonic channel (Sect. 5.3). The jet among the three highest  $P_T$  jets that is not used to form the  $W$  mass is assigned to the  $b$  quark (“ $b$  candidate”). A study using simulated top events shows that this hypothesis correctly identifies the  $b$  quark jet in 70% of the events. The three characteristic observables used are:

1.  $P_T^b$ : the transverse momentum of the  $b$  candidate;
2.  $M_{\text{jets}}$ : the mass of the top quark – reconstructed as the invariant mass of all jets in the event. The width of a Gaussian fit to the mass distribution obtained for simulated top decays is 14 GeV;
3.  $\theta_W^{\bar{q}}$ : the  $W$  decay angle – defined as the angle in the  $W$  rest frame between the lower  $P_T$  jet of the two jets associated to the  $W$  decay and the  $W$  direction in the top quark rest frame. The helicity structure of the decay implies that the lower  $P_T$  jet corresponds to the  $\bar{q}$  from the  $W$  decay in most of the top events.



**Fig. 5.** Distributions of the observables  $P_T^b$ ,  $\cos\theta_W^q$  and  $M_{\text{jets}}$  for the top preselection in the hadronic channel. The data (symbols) are compared with the Standard Model simulations (histograms) after application of the normalisation factors of 1.29 (1.40) for PYTHIA (RAPGAP). The expectation from Standard Model processes is dominated by low  $Q^2$  multi-jet production. The DIS contribution for  $Q^2 > 4 \text{ GeV}^2$  is shown as a hatched histogram. The error band represents the systematic uncertainty of 18% on the total Standard Model prediction. The expected shape of the top signal is shown as the dashed histogram with an arbitrary normalisation. The  $M_{\text{jets}}$  distribution is also shown after the full cut-based top selection (lower right)

Distributions of these three observables are shown in Fig. 5 for the top preselection and are compared with the Standard Model processes and with the simulated top signal. Good agreement between the data and the Standard Model simulations is seen for all three distributions. No sign of an excess compatible with single top production is visible.

### Cut-based top selection in the hadronic channel

In the hadronic channel harsher cuts need to be applied than in the leptonic channel to enhance the top signal. To select top quark candidates following the top preselection, the transverse momentum of the  $b$  candidate has to fulfill  $P_T^b > 40 \text{ GeV}$  and the invariant mass of all jets has to be reconstructed in a window around the top mass given by  $150 < M_{\text{jets}} < 210 \text{ GeV}$ . In addition,  $\cos\theta_W^q > -0.75$  is required. For this selection the efficiency estimated with simulated top events is 30%. The number of candidate events selected is 18, compared with  $20.2 \pm 3.6$  events expected from Standard Model processes. In Fig. 5 the reconstructed mass  $M_{\text{jets}}$  of the selected top quark candidates is shown. The observed data events can be accounted for by Standard Model processes.

The main experimental systematic uncertainties on the expected number of events for the top selection are due to the uncertainty in the absolute hadronic energy calibration of the calorimeter ( $\pm 4\%$ ) and the measurement of the polar angles of the jets ( $\pm 20 \text{ mrad}$ ), leading to a total experimental uncertainty of 11%. Systematic effects due to the uncertainty in the luminosity measurement and the trigger inefficiencies are negligible. The normalisation of the Standard Model simulation is taken from the data and its uncertainty of 10% thus corresponds to the statistical uncertainty on the observed number of data events in the top preselection. An additional uncertainty of 10% accounts for differences between the shapes of the kinematic distributions in the data and the simulations. All uncertainties presented above are added in quadrature. The total systematic uncertainty on the expected number of events in the hadronic channel amounts to 18%.

## 7 Multivariate likelihood analysis

In addition to the cut-based top quark selections presented in Sects. 5.3 and 6.2, a multivariate analysis is performed as an alternative approach to the search for single top production. The observables used to discriminate the top signal from the Standard Model background are combined to form a single discriminator based on the relative likelihood approach as defined in [36].

In this framework a set of  $i$  observables  $V = \{V_i\}$  with the corresponding densities  $p_i^{\text{signal}}$  and  $p_i^{\text{background}}$ , calculated from Monte Carlo samples for the signal and background respectively, are used for each event to calculate a discriminator:

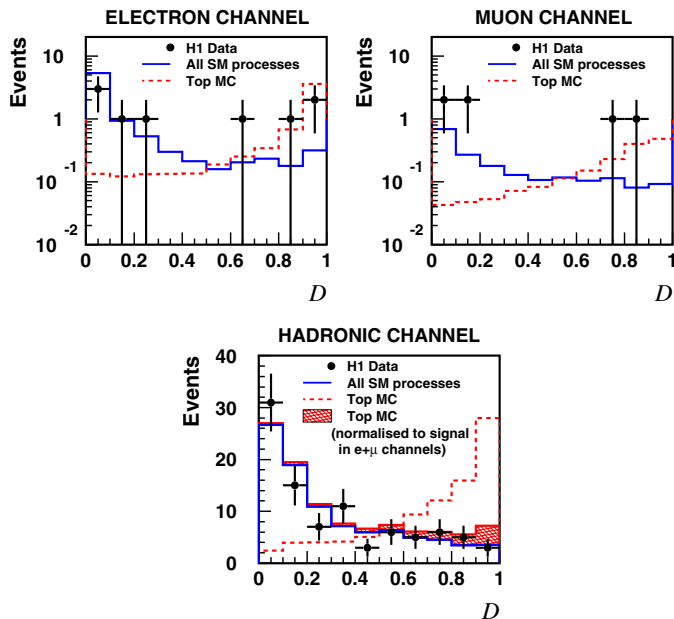
$$\mathcal{D}(V) = \frac{\mathcal{P}^{\text{signal}}}{\mathcal{P}^{\text{signal}} + \mathcal{P}^{\text{background}}}, \text{ where } \mathcal{P} = \mathcal{C}(V) \prod_i p_i.$$

Here  $\mathcal{C}(V)$  denotes Gaussian correction factors used to correct for correlations between the variables  $V_i$  as explained in detail in [36]. The discriminator  $\mathcal{D}(V)$  is an approximation to the likelihood that an event is part of the signal rather than the background.

The variables used in this analysis are  $V = \{P_T^b, M_{\ell\nu b}, \cos\theta_W^\ell\}$  for the electron and muon channels and  $V = \{P_T^b, M_{\text{jets}}, \cos\theta_W^q\}$  for the hadronic channel. The distributions of the discriminator variables for the signal and background processes according to the simulations and the distributions of the data events are shown in Fig. 6 for the electron, muon and hadronic channels. By definition, the top signal populates the region close to  $\mathcal{D} = 1$ , while the Standard Model background populates the region close to  $\mathcal{D} = 0$ . In both the electron and the muon channels, there are two populations in the data: one class of events that are more Standard Model-like and another class of events that are more top-like. The five top candidates selected in the cut-based analysis in Sect. 5.3 correspond to the events with the highest likelihood  $\mathcal{D} > 0.7$ . In the hadronic channel the distributions for the data events and for the QCD expectation are in good agreement. All candidates

**Table 3.** Observed and predicted numbers of events in the cut-based top selection, compared with the selection using the single cut on the likelihood discriminator ( $\mathcal{D} > \mathcal{D}_{\min}$ ) which yields the same efficiency for the top signal. The numbers are presented for the full  $e^\pm p$  data sample corresponding to an integrated luminosity of  $118.3 \text{ pb}^{-1}$

	Cut-based analysis		$\mathcal{D} > \mathcal{D}_{\min}$		$\mathcal{D}_{\min}$	Efficiency
	Data	SM	Data	SM		
Electron Channel	3	$0.65 \pm 0.10$	3	$0.67 \pm 0.13$	0.72	36%
Muon Channel	2	$0.66 \pm 0.12$	2	$0.62 \pm 0.12$	0.40	38%
Hadronic Channel	18	$20.2 \pm 3.6$	20	$17.5 \pm 3.2$	0.58	30%



**Fig. 6.** Distributions of the discriminator  $\mathcal{D}$  for the data candidates (symbols) and the Standard Model expectation (histograms) for the top preselection in the electron, the muon and the hadronic channels. The solid histogram represents the Standard Model background. The dashed histogram shows the distribution for simulated top events with an arbitrary normalisation. For the hadronic channel, the top signal is also shown normalised according to the cross section derived in the combined electron and muon channels (hatched histogram) and added to the Standard Model histogram

selected by the cut-based analysis in Sect. 6.2 are situated at  $\mathcal{D} > 0.35$ , but there is no evidence for any enhancement over the QCD background in this region. A comparison between the likelihood discriminator analysis and the results of the cut-based analyses (Sects. 5.3 and 6.2) for each channel is presented in Table 3 by applying a cut on the discriminator which yields the same signal efficiency as the cut-based selection.

The probabilities for the Standard Model to fluctuate to discriminator distributions at least as unlikely as those observed in the data are evaluated using Monte Carlo experiments, following the approach proposed in [37]. They are 0.3% for the combined electron and muon channels,

40.1% for the hadronic channel and 2.6% for the combination of all channels.

The discriminator distributions are used to quantify the possible top signal contribution in the data using a maximum-likelihood fit. A likelihood function  $L$  is introduced as the product of Poisson probabilities of observing  $n_k$  data events in each bin  $k$  of the discriminator distribution:

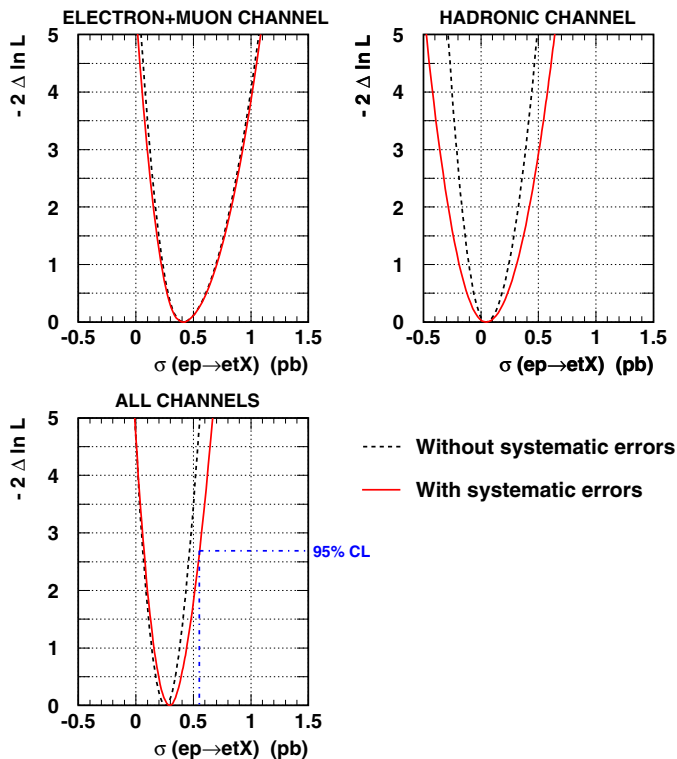
$$L = \prod_{k=1}^{n_{\text{bin}}} e^{-\mu_k} \frac{\mu_k^{n_k}}{n_k!}, \quad (4)$$

where  $\mu_k = B_k + S_k$  is the sum of the signal contribution  $S_k$  and expected background  $B_k$  in bin  $k$ . The total top signal normalisation,  $S = \sum_k S_k$ , is fitted as a free parameter, while the normalisation of the background is fixed to the Standard Model prediction. The value of  $S$  which best matches the data can be obtained by maximising the likelihood function  $L$ , or correspondingly by minimising the negative log-likelihood function  $-2 \ln L$ . By using the factor 2, the log-likelihood function corresponds to a  $\chi^2$  function in the Gaussian limit.

The log-likelihood functions after subtraction of the minimum values are shown in Fig. 7 as functions of the single top cross section for the combined electron and muon channels, the hadronic channel and the combination of all channels. The conversion of the fitted signal normalisation  $S$  to a single top cross section at  $\sqrt{s} = 319 \text{ GeV}$  is done for each channel by folding in the corresponding efficiency  $\epsilon_{\text{top}}$ , the top and  $W$  branching ratio product  $\mathcal{B}_{t \rightarrow bW} \cdot \mathcal{B}_{W \rightarrow ff'}$  and taking into account the integrated luminosities  $\mathcal{L}_{301}$  and  $\mathcal{L}_{319}$ :

$$\begin{aligned} \sigma(\sqrt{s} = 319 \text{ GeV}) \\ = \frac{S}{\epsilon_{\text{top}} \cdot \mathcal{B}_{t \rightarrow bW} \cdot \mathcal{B}_{W \rightarrow ff'}} \cdot \frac{1}{0.70 \cdot \mathcal{L}_{301} + \mathcal{L}_{319}}. \end{aligned} \quad (5)$$

Here, the factor 0.70 is the ratio of the cross sections at  $\sqrt{s} = 301 \text{ GeV}$  and  $319 \text{ GeV}$  [16]. The branching ratio for  $t \rightarrow bW$  is assumed to be  $\mathcal{B}_{t \rightarrow bW} = 100\%$ , in accordance with [38]. The combination of the different channels is performed by adding the log-likelihood functions of the single channels. In order to propagate the systematic uncertainties related to the measurement through the signal fitting procedure, each observable affected by a systematic uncertainty is smeared according to a Gaussian distribution



**Fig. 7.** The zero-suppressed log-likelihood function  $-2\Delta\ln L$  as functions of the single top cross section at  $\sqrt{s} = 319$  GeV for the combined electron and muon channels, the hadronic channel and the combination of all channels. For the latter, the one-sided (upper) exclusion limit at the 95% confidence level on the single top cross section is marked by the dashed-dotted line

with a width corresponding to the size of the uncertainty. The full analysis is then repeated for a large number of values of each smeared observable. The r.m.s of the resulting distribution of shifts in the fitted cross section is taken as the corresponding systematic uncertainty. The uncertainties on the cross sections are added in quadrature for each error source. In order to include these uncertainties in the log-likelihood function, the function is approximated by a half-parabola on each side of the minimum (Gaussian approximation) and the width of the parabola is increased according to the total systematic uncertainty. As can be seen in Fig. 7, the impact of the systematic uncertainties is most important for the hadronic channel, while it is negligible compared with the statistical uncertainties in the leptonic channels.

## 8 Cross sections and limits

The log-likelihood function for the combination of the electron and muon channels in Fig. 7 yields a single top cross section of  $0.41^{+0.29}_{-0.19}$  pb at  $\sqrt{s} = 319$  GeV. This cross section is different from zero by more than two standard deviations and reflects the observation of the five top quark candidate events presented in Sect. 5. For the hadronic channel the log-likelihood function in Fig. 7 yields a single top cross

**Table 4.** Exclusion limits at the 95% confidence level for the single top cross-section at  $\sqrt{s} = 319$  GeV and for the anomalous  $tu\gamma$  coupling

	$\sigma$	$ \kappa_{tu\gamma} $
Electron+Muon Channel	$< 0.90$ pb	$< 0.35$
Hadronic Channel	$< 0.48$ pb	$< 0.25$
All Channels	$< 0.55$ pb	$< 0.27$

section of  $0.04^{+0.27}_{-0.23}$  pb at  $\sqrt{s} = 319$  GeV. This cross section is consistent with no top signal, in accordance with the results of the cut-based analysis reported in Sect. 6.2. The contribution to the hadronic channel of a top signal with a production cross section as obtained from the combined electron and muon channels is shown in Fig. 6. Taking into account the statistical and systematic uncertainties, the results from the hadronic channel and the combined electron and muon channels are compatible at the  $1.1\sigma$  level. The combination of all three channels yields a single top cross section of  $0.29^{+0.15}_{-0.14}$  pb at  $\sqrt{s} = 319$  GeV. The addition of a contribution from anomalous single top production to the Standard Model background provides a good description of the data. As discussed in Sect. 2, the cross section for anomalous top production at HERA is approximately proportional to the anomalous magnetic coupling squared,  $\sigma(ep \rightarrow e + t + X) \propto \kappa_{tu\gamma}^2$ . The value obtained for  $\kappa_{tu\gamma}$  is  $0.20^{+0.05}_{-0.06}$ .

In view of the small number of top candidates an upper limit on the single top production cross section is calculated. It can be directly obtained from the log-likelihood functions presented in Fig. 7. A one-sided exclusion limit at the 95% confidence level corresponds to an increase of 2.69 units in  $-2\Delta\ln L$ . The resulting upper bound on the single top cross section at  $\sqrt{s} = 319$  GeV for the combination of all analysed channels is

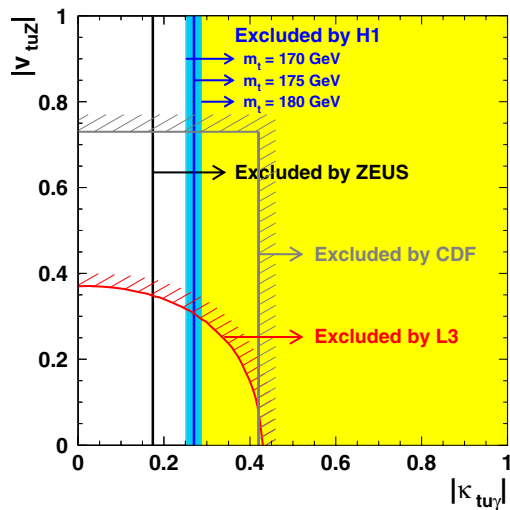
$$\sigma(ep \rightarrow e + t + X, \sqrt{s} = 319 \text{ GeV}) < 0.55 \text{ pb (95\% CL)}.$$

The bound on the top cross section is translated into an upper limit on the anomalous  $tu\gamma$  coupling of:

$$|\kappa_{tu\gamma}| < 0.27 \text{ (95\% CL)}.$$

The limits obtained separately for the combined electron and muon channels and for the hadronic channel only are given in Table 4. As a cross check, other statistical methods have also been used to derive the exclusion limits, for example a Bayesian approach with a flat prior [34] or likelihood-based approaches [37, 39]. The results are consistent within 15%.

The present limit on  $\kappa_{tu\gamma}$  is consistent with the result obtained by the ZEUS collaboration [9] in the framework of the NLO QCD calculation [16] for anomalous single top production:  $|\kappa_{tu\gamma}| < 0.17$  (95% CL). The limits on the top quark anomalous couplings obtained by the HERA experiments can be compared with the limits obtained from the search for single top production at LEP [40] and from the analysis of radiative top decays by the CDF collaboration [38]. Figure 8 represents the current status of the



**Fig. 8.** Exclusion limits at the 95% confidence level on the anomalous  $tq\gamma$  magnetic coupling  $\kappa_{tu\gamma}$  and the vector coupling  $v_{tuZ}$  obtained at the TeVatron (CDF experiment [38]), LEP (L3 experiment is shown, which currently gives the best limit of the LEP experiments [40]) and HERA (H1 and ZEUS experiments). The anomalous couplings to the charm quark are neglected  $\kappa_{tc\gamma} = v_{tcZ} = 0$ . The error band on the H1 limit shows the uncertainty on the coupling  $\kappa_{tu\gamma}$  induced by a variation of the nominal top quark mass by  $\pm 5$  GeV

constraints on  $\kappa_{tu\gamma}$  and  $v_{tuZ}$ . The limit on the anomalous coupling  $\kappa_{tu\gamma}$  obtained in the present analysis significantly improves the CDF and LEP upper bounds if the vector coupling  $v_{tuZ}$  is not too large<sup>1</sup>. The error band on the H1 limit represents the uncertainty induced by a variation of the nominal top quark mass of  $m_t = 175$  GeV by  $\pm 5$  GeV in the analysis. Other theoretical errors are neglected. The H1 results on single top production are not in contradiction with the limits set by other experiments.

## 9 Summary

A search for single top production is performed using the data sample collected by the H1 experiment between 1994 and 2000, corresponding to a total luminosity of  $118.3 \text{ pb}^{-1}$ . This search is motivated by the previous observation of events containing an isolated lepton, missing transverse momentum and large hadronic transverse momentum, a topology typical of the semileptonic decay of the top quark.

In a cut-based analysis, 5 events are selected as top quark candidate decays in the leptonic channel. The prediction for Standard Model processes is  $1.31 \pm 0.22$  events. The analysis of multi-jet production at high  $P_T$ , corresponding to a search for single top production in the hadronic

<sup>1</sup> The change of the product  $\sigma_{ep \rightarrow etX} \times \mathcal{B}_{t \rightarrow bW}$  due to a non-zero  $v_{tuZ}$  coupling has been calculated in LO with ANOTOP for  $\kappa_{tu\gamma} = 0.27$ . It is negligible in the region  $v_{tuZ} < 0.3$  where the present analysis improves on the CDF and LEP limits. The sensitivity to the vector coupling  $v_{tuZ}$  has also been studied by the ZEUS collaboration [9].

channel, shows good agreement with the expectation for Standard Model processes within the uncertainties.

In order to extract the top quark production cross section, a multivariate likelihood analysis is performed in addition to the cut-based analyses. The top signal contribution in each channel is determined in a maximum-likelihood fit to the likelihood discriminator distributions. The results from the hadronic channel do not rule out a single top interpretation of the candidates observed in the electron and muon channels. For the combination of the electron, muon and hadronic channels a cross section for single top production of  $\sigma = 0.29^{+0.15}_{-0.14} \text{ pb}$  at  $\sqrt{s} = 319$  GeV is obtained. This result is not in contradiction with limits obtained by other experiments. The addition of a contribution from a model of anomalous single top production yields a better description of the data than is obtained with the Standard Model alone.

Assuming that the small number of top candidates are the result of a statistical fluctuation, exclusion limits for the single top cross section of  $\sigma < 0.55 \text{ pb}$  at  $\sqrt{s} = 319$  GeV and for the anomalous  $tu\gamma$  coupling of  $|\kappa_{tu\gamma}| < 0.27$  are also derived at the 95 % confidence level. The HERA bounds extend into a region of parameter space so far not covered by experiments at LEP and the TeVatron.

*Acknowledgements.* We are grateful to the HERA machine group whose outstanding efforts have made this experiment possible. We thank the engineers and technicians for their work in constructing and maintaining the H1 detector, our funding agencies for financial support, the DESY technical staff for continual assistance, and the DESY directorate for support and for the hospitality which they extend to the non-DESY members of the collaboration. We thank A.S. Belyaev, P. Bock, K.-P. Diener and M. Spira for useful discussions and fruitful collaboration.

## References

1. T. Stelzer, Z. Sullivan, S. Willenbrock, Phys. Rev. D **56**, 5919 (1997) [hep-ph/9705398]
2. S. Moretti, K. Odagiri, Phys. Rev. D **57**, 3040 (1998) [hep-ph/9709435]
3. D. Atwood, L. Reina, A. Soni, Phys. Rev. D **53**, 1199 (1996) [hep-ph/9506243]
4. G.M. de Divitiis, R. Petronzio, L. Silvestrini, Nucl. Phys. B **504**, 45 (1997) [hep-ph/9704244]
5. R.D. Peccei, X. Zhang, Nucl. Phys. B **337**, 269 (1990)
6. H. Fritzsch, D. Holtmannspotter, Phys. Lett. B **457**, 186 (1999) [hep-ph/9901411]
7. C. Adloff et al. [H1 Collaboration], Eur. Phys. J. C **5**, 575 (1998) [hep-ex/9806009]
8. V. Andreev et al. [H1 Collaboration], Phys. Lett. B **561**, 241 (2003) [hep-ex/0301030]
9. S. Chekanov et al. [ZEUS Collaboration], Phys. Lett. B **559**, 153 (2003) [hep-ex/0302010]
10. T. Han, J.L. Hewett, Phys. Rev. D **60**, 074015 (1999) [hep-ph/9811237]
11. E.E. Boos et al., SNUTP-94-116 [hep-ph/9503280]; in: Proceedings of the Xth Int. Workshop on High Energy Physics and Quantum Field Theory, QFTHEP-95, Moscow (1995), Eds. B. Levtchenko, V. Savrin, p 101

12. S. Kawabata, *Comput. Phys. Commun.* **41**, 127 (1986)
13. JETSET 7.4; T. Sjöstrand, Lund Univ. preprint LU-TP-95-20 (1995) 321pp; *idem*, CERN preprint TH-7112-93 (1994) 305pp.
14. V.N. Gribov, L.N. Lipatov, *Yad. Fiz.* **15**, 781 (1972) [*Sov. J. Nucl. Phys.* **15**, 438 (1972)]; G. Altarelli, G. Parisi, *Nucl. Phys. B* **126**, 298 (1977); Y.L. Dokshitzer, *Sov. Phys. JETP* **46**, 641 (1977) [*Zh. Eksp. Teor. Fiz.* **73**, 1216 (1977)]
15. A.D. Martin, R.G. Roberts, W.J. Stirling, R.S. Thorne, *Eur. Phys. J. C* **4**, 463 (1998) [hep-ph/9803445]
16. A. Belyaev, N. Kidonakis, *Phys. Rev. D* **65**, 037501 (2002) [hep-ph/0102072]
17. U. Baur, J. A. M. Vermaseren, D. Zeppenfeld, *Nucl. Phys. B* **375**, 3 (1992)
18. K.-P. Diener, C. Schwanenberger, M. Spira, *Eur. Phys. J. C* **25**, 405 (2002) [hep-ph/0203269]; P. Nason, R. Rückl, M. Spira, *J. Phys. G* **25**, 1434 (1999) [hep-ph/9902296]; M. Spira, Proc. of the Workshop “Monte Carlo Generators for HERA Physics” (1991), Eds. A.T. Doyle, G. Grindhammer, G. Ingelman, H. Jung, p. 623 [hep-ph/9905469]
19. K.-P. Diener, C. Schwanenberger, M. Spira, hep-ex/0302040
20. T. Abe, *Comput. Phys. Commun.* **136**, 126 (2001) [hep-ph/0012029]
21. H. Jung, *Comput. Phys. Commun.* **86**, 147 (1995); RAPGAP program manual (1998) unpublished [<http://www-h1.desy.de/~jung/RAPGAP.html>]
22. DJANGO 2.1; G.A. Schuler, H. Spiesberger, Proc. of the Workshop “Physics at HERA” (1991), Eds. W. Buchmüller, G. Ingelman, Vol. 3, p. 1419
23. PYTHIA 5.7; T. Sjöstrand, CERN-TH-6488 (1992), *Comp. Phys. Comm.* **82**, 74 (1994)
24. M. Glück, E. Reya, A. Vogt, *Phys. Rev. D* **45**, 3986 (1992); *idem*, *Phys. Rev. D* **46**, 1973 (1992)
25. GEANT3; R. Brun et al., CERN-DD/EE/84-1
26. I. Abt et al. [H1 Collaboration], *Nucl. Instrum. Meth. A* **386**, 310 (1997) and 348
27. B. Andrieu et al. [H1 Calorimeter Group], *Nucl. Instrum. Meth. A* **336**, 460 (1993).
28. B. Andrieu et al. [H1 Calorimeter Group], *Nucl. Instrum. Meth. A* **344**, 492 (1994); *Nucl. Instrum. Meth. A* **350**, 57 (1994); *Nucl. Instrum. Meth. A* **336**, 499 (1993)
29. R.D. Appuhn et al. [H1 SPACAL Group], *Nucl. Instrum. Meth. A* **386**, 397 (1997)
30. M. Schneider, “Recherche des leptons de grande énergie à HERA”, Ph.D. Thesis, Université “Louis Pasteur” de Strasbourg, France, April 2003 (available at [http://www-h1.desy.de/publications/theses\\_list.html](http://www-h1.desy.de/publications/theses_list.html))
31. D. South, “Events with Isolated Leptons and Missing Transverse Momentum in  $ep$  Collisions at HERA”, Ph.D. Thesis, The University of Manchester, United Kingdom, April 2003 (available at [http://www-h1.desy.de/publications/theses\\_list.html](http://www-h1.desy.de/publications/theses_list.html))
32. C. Adloff et al. [H1 Collaboration], *Eur. Phys. J. C* **13**, 609 (2000) [hep-ex/9908059]
33. S. Catani, Y.L. Dokshitzer, M.H. Seymour, B.R. Webber, *Nucl. Phys. B* **406**, 187 (1993); S.D. Ellis, D.E. Soper, *Phys. Rev. D* **48**, 3160 (1993) [hep-ph/9305266]; C. Adloff et al. [H1 Collaboration], *Nucl. Phys. B* **545**, 3 (1999) [hep-ex/9901010]
34. K. Hagiwara et al. [Particle Data Group Collaboration], *Phys. Rev. D* **66**, 010001 (2002)
35. J. Dingfelder, “Search for Anomalous Production of Single Top Quarks with the H1 Experiment at HERA”, Ph.D. Thesis, University of Heidelberg, Germany, January 2003 (available at [http://www-h1.desy.de/publications/theses\\_list.html](http://www-h1.desy.de/publications/theses_list.html))
36. D. Karlen, *Computers in Physics* **12**, 380 (1998)
37. P. Bock, Heidelberg University preprint HD-PY-96/05 (1996); P. Bock et al. [ALEPH, DELPHI, L3, OPAL collaborations], CERN-EP-98-046; CERN-EP-99-060
38. F. Abe et al. [CDF Collaboration], *Phys. Rev. Lett.* **80**, 2525 (1998)
39. T. Junk, *Nucl. Instrum. Meth. A* **434**, 435 (1999) [hep-ex/9902006]
40. P. Achard et al. [L3 Collaboration], *Phys. Lett. B* **549**, 290 (2002) [hep-ex/0210041]; A. Heister et al. [ALEPH Collaboration], *Phys. Lett. B* **543**, 173 (2002) [hep-ex/0206070]; G. Abbiendi et al. [OPAL Collaboration], *Phys. Lett. B* **521**, 181 (2001) [hep-ex/0110009]